




GENERAL CHARACTERISTICS

The thermostats TRM series, in compact IP65 execution, allow the opening or closing of an electrical circuit when the temperature reaches a prefixed calibration value. A simple and efficient tool for controlling the temperature. They are available with both N.O. and N.C. contact with calibrations from 40 °C to 130 °C.

- Good accuracy.
- Compact size.
- Small hysteresis.
- Easy to install.
- Minimum degree of protection IP65.



TRM.S1

TRM.S3

TECHNICAL DATA

Tab.1

Characteristics and description		Code
Contact	N.O.	Contact status (*)
	N.C.	
Differential	10°C ± 4°C	-
Accuracy	± 3°C	Of the setting value
Max. temperature	+ 50°C	
Ambient. temperature	-20 / + 70°C	-
Max. pressure	100 Bar	-
Electrical load	250 Vac 10 A	-
Electrical output	DIN 43650A plug	S1
	360° turning DIN 43650A plug	S3
Protection	IP 65	IP65

Temperature setting		Code
N.A.	N.C.	
40°C	40°C	040
50°C	50°C	050
60°C	60°C	060
70°C	70°C	070
80°C	80°C	080
90°C	90°C	090
100°C	100°C	100
110°C	110°C	110
120°C	120°C	120
130°C	130°C	130

(*) Temperature below the temperature setting

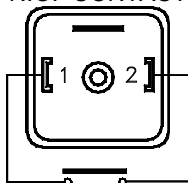
PROCESS CONNECTION

Tab.2

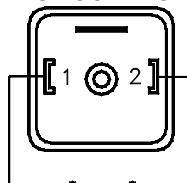
Dimensions			Thread			Materials	
15	22K	20	G	C	N	O	S
1/2"	M22x1,5	3/4"	UNI 228/1	UNI 7/1	NPT	Brass	Stainless steel
On request			On request			On request	

WIRING

N.O. CONTACT

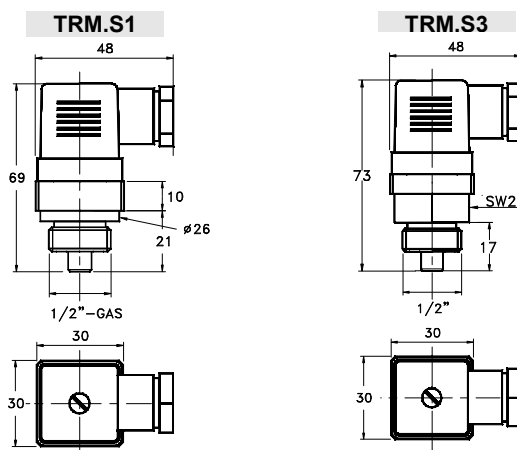


N.C. CONTACT



DIMENSIONS

Measures in mm.



NOMENCLATURE

TRM.204	070	15GO	2	S3	IP65
•					
	•				
		•			
			•		
				•	
					•

	Name - Type
Tab.1	Setting value
Tab.2	Process connection dimension and thread
Tab.1	Contact status (Temperature below the set-point)
Tab.1	Electrical output
Tab.1	Degree of protection