




GENERAL CHARACTERISTICS

The VNR2300 control unit was designed as **low cost interface for conductive level probes**. These electronic units are used to control liquids that have a minimum electrical conductivity of 10 μS . The system is based on measurement of the conductivity of the liquid to be controlled and works with low potential and with alternating currents, in order to avoid the incrustation of the electrodes and / or perforation of the tank normally caused by the use of direct currents, which cause a galvanic action on materials.

The contact of the electrode with the liquid under control determines the actuation of a relay inside the control unit and it is possible to drive any alarm system and / or actuator. By using multiple probes and multiple control units, appropriately connected, a system of dosage and safety can be realized.

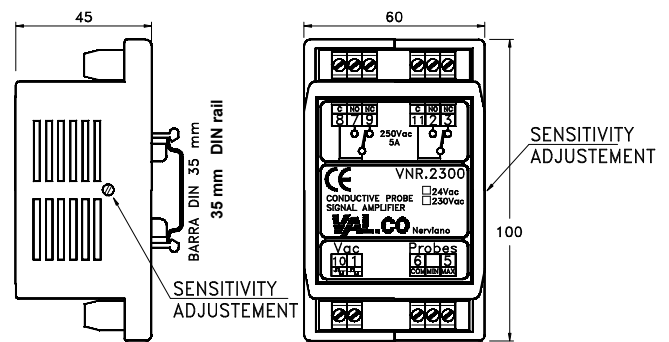


- Adjustable sensitivity from 10 μS .
- Double relay output.
- DIN rail mounting.

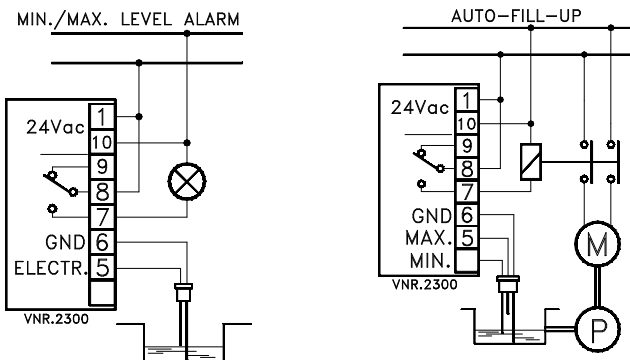
TECHNICAL DATA

Tab.1

Power supply	24 Vac 50/60 Hz	230 Vac on request
Power consumption	5 VA	
Input signal	From conductive probes	
Power supply to probes	22 Vac	
Output relay	2 x SPDT 250Vac 5A	
Sensitivity range	10 - 250 μS	Factory setting 60 μS
Sensitivity adjustment	Side trimmer	
Operating temperature	-20° ÷ +50° C	
Housing	ABS	
Degree of protection	IP 40	
Mounting	DIN rail	
Dimensions (mm)	60 x 100 x 45	
Electrical connection	11 poles terminal board	



TYPICAL WIRING



TERMINAL

FUNCTION

TERMINAL	FUNCTION		
10	Power supply 24 Vac 50/60 Hz		
1	Tank ground		
6	MIN. level probe		
-	MAX. level probe		
5	N.O.	1 st relay	Simultaneous action
2	N.C.		
3	COM.		
11	N.O.	2 nd relay	
7	N.C.		
9	COM.		
8			

CONTROL AND ADJUSTMENT

Control.

Disconnect the electrodes leads from the terminal board (terminals 5 and 6). Short circuit terminals 5 and 6 of the terminal board, in these conditions, the relays must switch on.

Sensitivity adjustment.

The unit is supplied with a factory setting of 60 μS . Submerge the electrodes in the liquid under control, turn the side trimmer to obtain the switching of the relays.

NOMENCLATURE

VNR.2300	10 - 250 μS	24 VCA
•		
	•	
		•

	Type
Tab.1	Sensitivity
Tab.1	Power supply